





Visit our **showroom** in Chobham where we have 2 sliding doors on display:

**Dutemann Glide S aluminium sliding door (lift and glide) -**

**SDB Slimline S aluminium sliding door (20mm sight line)**

SDB have supplied and installed aluminium sliding doors for over a decade. All SDB Aluminium sliding doors are designed and manufactured to the highest possible specifications and industry standards. Engineered to offer a high level of performance, durability and functionality.

The '**SDB Slimline Glide**' features one of the thinnest aluminium frames available on the open market! Sliding doors create rooms which are flooded with light and effortlessly open out into nature, bringing the outside, inside!



## Dutemann Glide S Aluminium Sliding Door



The Dutemann Glide S is German engineered and built in Britain. These aluminium doors are designed and constructed to reach some of the highest performance values and tolerances seen on the open market. As such a generous 3.35m width or 3.2m height per panel can be achieved. Extreme durability matched with excellent thermal efficiency. Tried and tested to stand up to even the most harsh European wind & rain weather extremes. Unique Glide gearing system lifts sashes on the operation of the door handle to deliver effortless opening and closing of panels of up to 400 kilos per panel. Manufactured to give lifetime performance, all doors are fitted by our professional in-house team & come with a 10 year product and (insurance backed) workmanship guarantee.

- **3.35m maximum panel length. Max height of 3.2m. Max spread of 10m over 3 panels!**
- **German engineered – built in Britain**
- **3 Standard colour & 150 RAL colour finish options**
- **28mm low threshold**
- **A range of handles with 4 finish options- White/Black/Silver/Brushed Stainless Steel**
- **Double/triple track- 2/3 part sliding door options.**



## Dutemann Glide S Aluminium Sliding Door

### Dutemann Glide S Technical overview:

- 47mm mullion, allows for maximum glass area.
- Unique gearing system lifts sashes on the lifting of the door handle to deliver effortless opening and closing of panels of up to 400 kilos per panel.
- Closed system rests over weather seals to provide exceptional weather tightness.
- Low threshold incorporating concealed drainage ensuring excellent water evacuation.
- Exceptional structural integrity gives the system huge flexibility. Capable of spanning an aperture of 6.7m wide by 3.2m in height in just two panels.
- Thermally efficient featuring thermal-breaking zone and cross-linked polythene insulation.
- Capable of accommodating a sealed unit of up to 55mm including triple-glazed option to achieve U-value as low as 1.3w/m<sup>2</sup>.K
- Mono, double, triple and pocket track options deliver flexible opening option to suit every application.
- Multi-point locking and high security cylinders offered as standard.
- 10-year guarantee.

### System accreditations:

Weather testing (\*door size 4,000mm x 2,400mm x 2 sashes)

Class 4 air permeability in accordance with EN 12207:2000

Class 9A water tightness in accordance with EN 12208:2000

Wind resistance EN12210:2000

U-value 1.3w/m<sup>2</sup>.K in compliance with BSEN14351 (\*door size 2,000mm X 2180mm and sealed unit thickness of 28mm).

Convenient gliding, space-saving design

Energy efficient

## Dutemann Glide S Aluminium Sliding Door



### Dutemann Flush Threshold

The Dutemann Glide S threshold connects your inside and outside spaces without the need for a step giving a neat finish as well as providing safe accessible access.

**Visit our showroom** in Chobham where we can show you examples on display





## SDB Slimline Glide Aluminium Sliding Door



The SDB Slimline Glide is engineered and built in Britain. These aluminium doors feature some of the thinnest sightlines on the open market. 20mm sightlines means less frame and more glass. Capable of breaching 3m width or 3m height with max weight of 500kg per panel. Security 3 point locking system and Concealed handle gives the door a clean and sleek look. Manufactured to give lifetime performance, all doors are fitted by our professional in-house team & come with a 10 year product and (insurance backed) workmanship guarantee.

- **20mm sight lines (less frame, more glass)**
- **3m maximum panel length. Max height of 3m. Max 500KG per panel**
- **Doors able to slide either ways – no need to decide what side to open from**
- **Multi point locking & discreet concealed hardware**
- **Engineered & built in Britain**
- **2 Standard colours (Black/Anthracite Grey) & 150 RAL colour finish options**
- **28mm low threshold**
- **Double/triple track- 2/3 part sliding door options.**



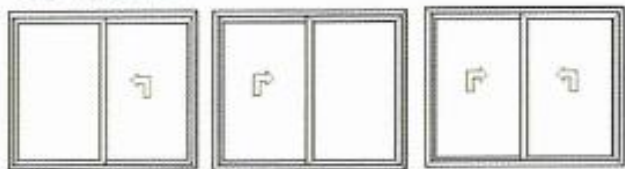
### SDB Slimline Glide Technical Overview



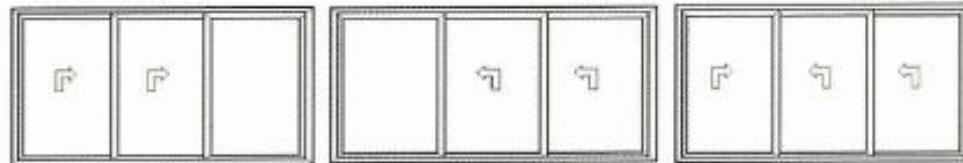
- **U Value;-** 1.3W/m2K (Using a 1.1W/m2K glass unit)  
1.1W/m2K (Using a 0.7W/m2K glass unit)
- **Wind Resistance** EN  
12210:2000 Class C5  
EN  
12208:2000 Class 7A  
EN  
12207:2000 Class 4  
Each panel can go to 3000mm by 3000mm, please ask for further information if you would like to go outside of these sizes  
500kg - please ask for further information if you would like to go outside of these weights  
44mm
- **Maximum Dimensions** 28 – 32mm double glazed units
- **Maximum Weights** Document Q and L compliant
- **Frame Depth** 2 Standard colours (Black/Anthracite Grey) & 150 RAL colour finish options
- **Glazing Thickness**
- **Rating**
- **Colour options**

## Aluminium Sliding Door Configurations

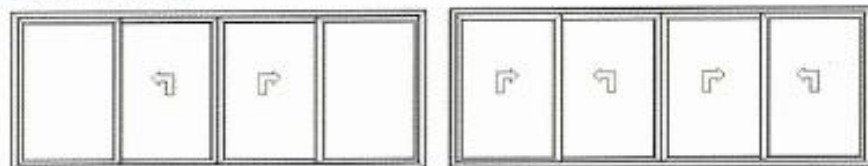
Two-Panel




Three-Panel



Four-Panel



Five-Panel



Six-Panel



### Track Options

SDB can offer a variety of track options including mono, double, triple and pocket track options, allowing for various combinations of both fixed and opening sashes.

**Visit our showroom** in Chobham where we can show you examples on display and discuss your requirements





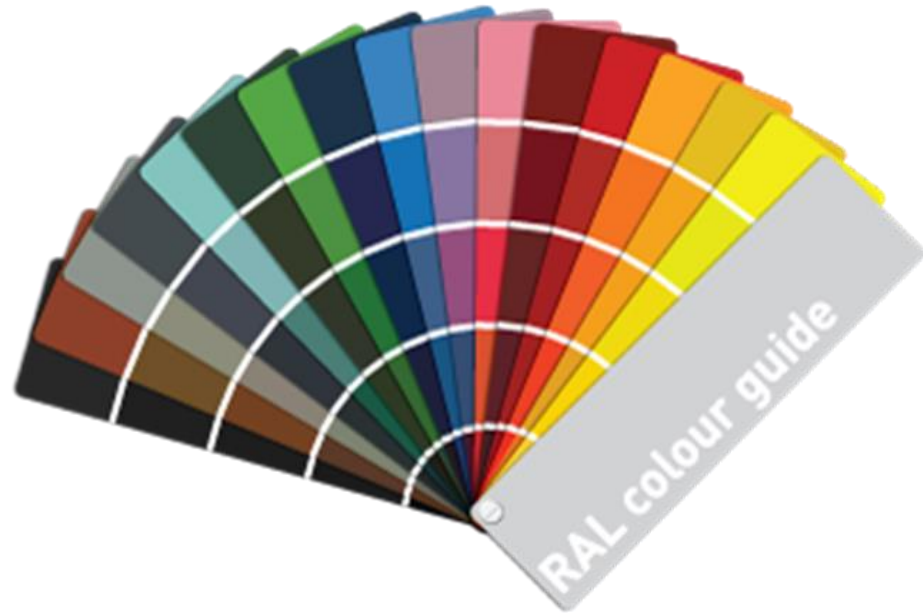

### Your Aluminium Sliding Door is Guaranteed for 10 Years Against Mechanical Failure



All of our aluminium sliding doors come with 10 years manufacturers warranty and 10 year 'insurance backed' guarantee on our workmanship. SDB have been supplying and fitting sliding doors for over a decade. All sliding doors are installed by our professional in house team.

# Sliding Door Frame Finish

Each door type can be finished in one of several standard colours or a choice of over 150RAL colours. The powder coat finish is applied to the aluminium extrusions in a controlled factory environment ensuring a high quality finish. For coastal locations the finish can be upgraded to marine grade. Our standard colour range is available in 3 subtle, natural matt finishes and a gloss white option.





Here at SDB Aluminium Glazing we only use the best glass, Pilkington Glass. The range of low-e energy-efficient glazing that we offer will suit every type of property, from the more modern home to period or traditional styled home, Pilkington glass is a household name and recognised as the world's leading manufacturer of glass and glazing. The clever technology inside Pilkington Activ Sunshade glass will help keep the warmth in during winter while keeping the sunshine glare out during summer. Installing low emissivity (low-e) energy-efficient glass will help reduce your heating bills by up to 20% each year. Several self cleaning glass options are also available.

### **Pilkington Self-Activ™ cleaning and Solar Control Glass Range**


- **Pilkington Activ™ Clear**
- **Pilkington Activ™ Blue**
- **Pilkington Activ™ Bronze**
- **Pilkington Activ™ SunShade Blue**
- **Pilkington Activ™ SunShade Neutral**



# Pilkington Activ Glass V's Standard Glass



Pilkington **Activ™** is the world's first self- cleaning **glass**. It's basically the same as conventional **glass**, except for a unique dual action coating. It works in two ways: first it uses daylight to break down organic dirt (such as tree sap) and then uses rain to wash the dirt away.



# Pilkington Active Glass Vs Standard Glass

The table below gives a simple comparison between standard double glazing, polycarbonate, and high performance Pilkington **Activ™** conservatory options.

Product	Light Transmittance	Solar Heat Rejection	Colour	U <sub>g</sub> -value (W/m²K)	Self-cleaning Properties
Uncoated double glazing 4 mm / 12 mm air / 4 mm	0.82	22%	Clear	2.8	N
25 mm polycarbonate	0.68	45%	Clear	1.75	N
Pilkington <b>Insulight Activ™</b> (4 mm Pilkington <b>Optitherm™</b> S1 Plus inner pane 16 mm 90% argon filled cavity)					
Pilkington <b>Activ SunShade™</b> Blue	0.27	80%	Blue	1.0	Y
Pilkington <b>Activ SunShade™</b> Neutral	0.42	68%	Neutral*	1.0	Y
Pilkington <b>Activ™</b> Blue	0.50	67%	Blue	1.0	Y
Pilkington <b>Activ™</b> Bronze	0.49	64%	Bronze	1.0	Y
Pilkington <b>Activ™</b> Clear	0.72	N/A	Clear	1.0	Y

\*Note – Pilkington **Activ SunShade™** Neutral has a slightly grey appearance.

Pilkington **Activ™** is a durable online coating applied to the surface during float glass manufacture.

Pilkington **Activ SunShade™** is a combination of the Pilkington **Activ™** "online" coating on surface 1 with an additional "offline" coating on surface 2, which provides superior solar control.



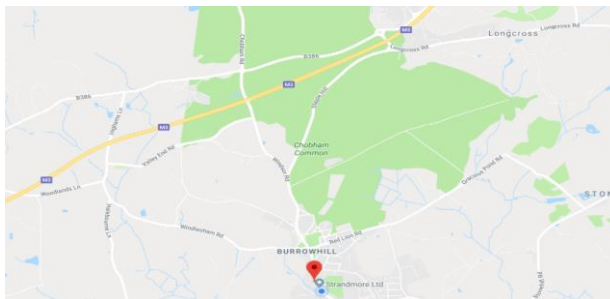
Visit our showroom to find out more information

39 Windsor Road, Chobham, Surrey GU24 8LD

**01276 485666**

Email us -  
[sales@sdbaluminium.co.uk](mailto:sales@sdbaluminium.co.uk)

visit -  
[www.sdbaluminiumglazing.co.uk](http://www.sdbaluminiumglazing.co.uk)



**Opening Times**  
Mon – Fri 9am – 5.30pm  
Saturday 9am – 4.30pm

**Sunday & Bank Holidays - Closed**